



# DOWNTOWN WICHITA

2021 RETAIL REPORT



A photograph of a man with glasses and a face mask, wearing a light blue t-shirt, standing in a retail store. The background shows shelves with clothing and other items. The text 'RETAIL REPORT' is overlaid on the left side of the image in large white letters.

# RETAIL REPORT

## Retail Report

Welcome to the city's most historic business district—the possibilities to launch entrepreneurial ideas and startups in an already thriving environment are endless. Almost a half a million shoppers are within twenty minutes of the core, ready to experience downtown and discover colorful bars, shops, restaurants and venues for cocktails, dinner and live music. This base stimulated over \$173 million in retail sales in 2023, generating an important economic and employment base for the district.

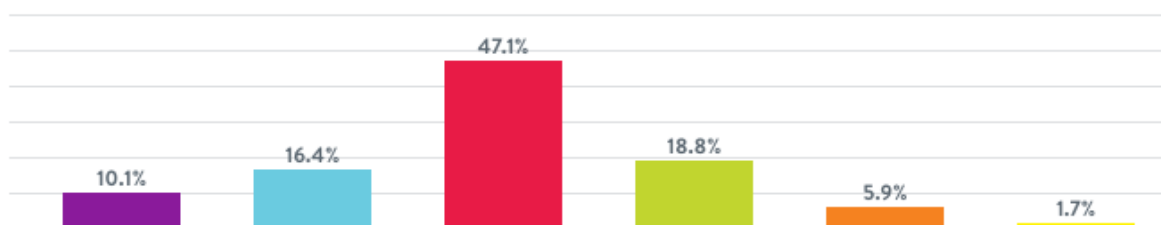


# RETAIL REPORT

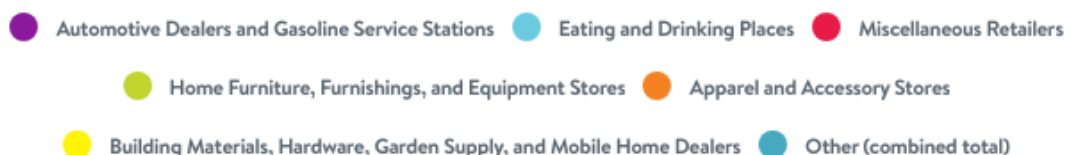
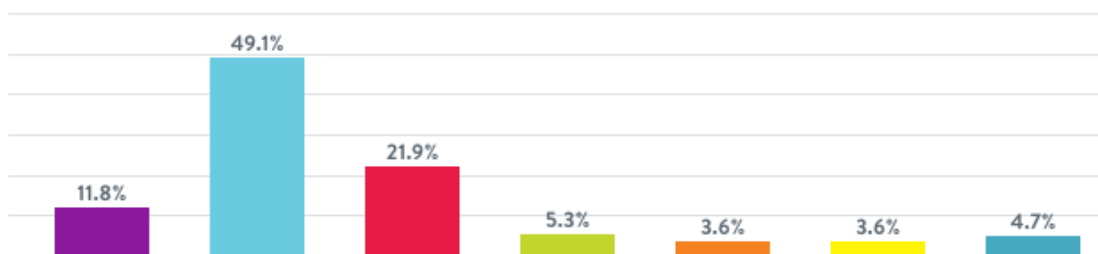
## Retail Highlights

**\$173 M**<sup>14</sup> 2023 Total Retail Sales

## Retail Types<sup>15</sup>



## Top Retail Trade Sales by Industry<sup>15</sup>



Made with **infogram**

# RETAIL REPORT

[View Data Sources](#)

If you are viewing the printed report and would like to view the data sources visit [downtownwichita.org/toolkit](https://downtownwichita.org/toolkit).



Questions or inquiries?

**Contact Jeff Fluhr, President**

Downtown Wichita | 316.264.6005

email: [jeff@downtownwichita.org](mailto:jeff@downtownwichita.org)

[View bio >](#)