



DOWNTOWN WICHITA

2022 HOSPITALITY REPORT



HOSPITALITY REPORT

Enjoy the convenience, energy and comforts of staying with the city close at hand. Downtown is home to historic and boutique hotels, as well as familiar hospitality franchises with plenty of options for every lifestyle. Explore Wichita's favorite attractions, historic landmarks and world-renowned arts and cultural experiences.

Hospitality Highlights

9¹⁶

Downtown Hotels





1,336⁹

Number of Rooms



375¹⁶

Rooms Added Since 2010



[VIEW MORE HOTEL DETAILS >](#)

HOSPITALITY REPORT

Downtown Hotel Data

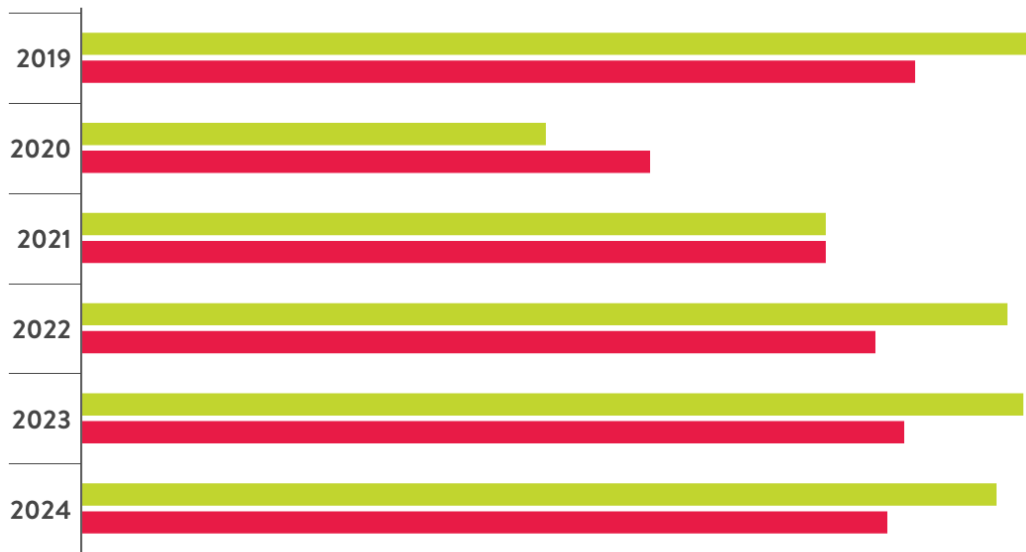
● Downtown Hotels ● Overall Average of Wichita Area Hotels

**Please note: 2020 and 2021 were impacted by the COVID-19 pandemic*

Occupancy⁹

Rooms sold divided by rooms available.

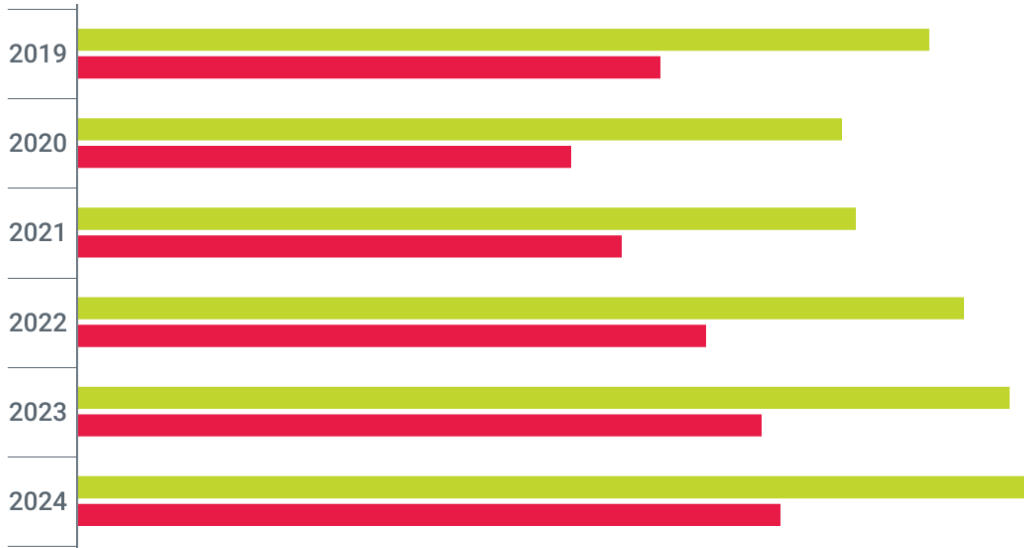
Occupancy is always displayed as a percentage of rooms occupied.



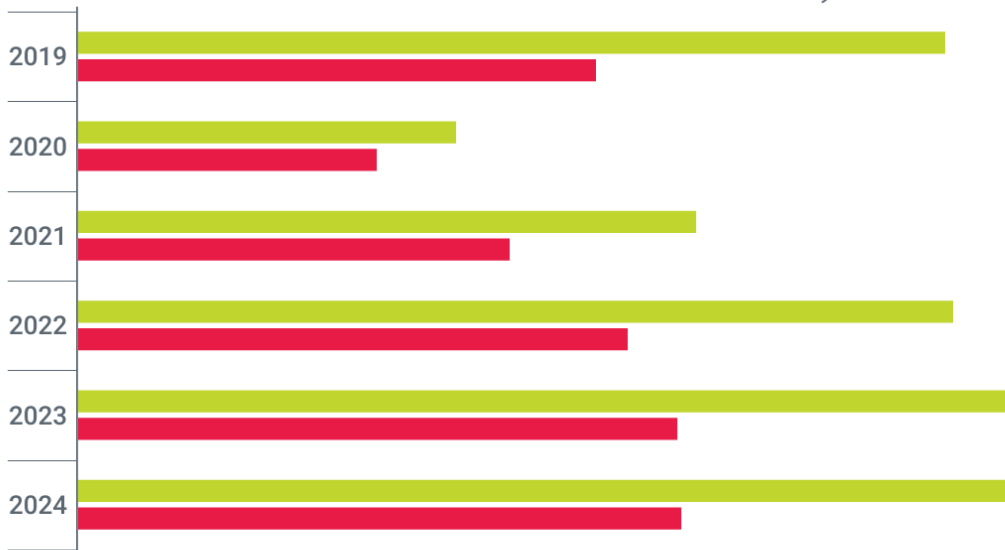
HOSPITALITY REPORT



Average Daily Rate (ADR)⁹
Room revenue divided by rooms sold.
Displayed as average rate for single room.



Revenue Per Available Room
Total room revenue divided by rooms available.
⁹



HOSPITALITY REPORT



HOSPITALITY REPORT

Venue Attendance

**Please note that 2020 attendance numbers are not included and 2021 attendance is lower due to the COVID-19 pandemic*




Century II¹¹

2019 413,505
2021 190,612
2022 251,742
2023 271,431
2024 240,483



INTRUST Bank Arena¹²

2019 439,767
2021 133,561
2022 280,075
2023 319,281
2024 249,824



Orpheum Theatre¹³

2019 80,025
2021 17,344
2022 61,426
2023 44,887
2024 48,483

HOSPITALITY REPORT

[View Data Sources](#)

If you are viewing the printed report and would like to view the data sources visit downtownwichita.org/toolkit.



Questions or inquiries?

Contact Heather Schroeder, Executive Director

Downtown Wichita | 316.264.6005

email: heather@downtownwichita.org

[View bio >](#)

Discover Hotels

