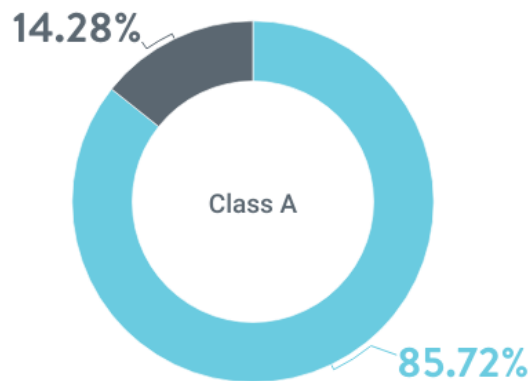


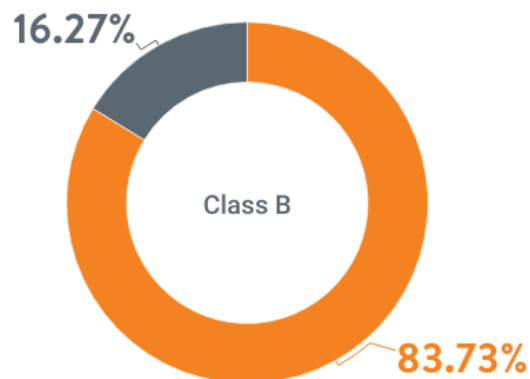
# DOWNTOWN WICHITA

## Occupancy Rates<sup>7</sup>

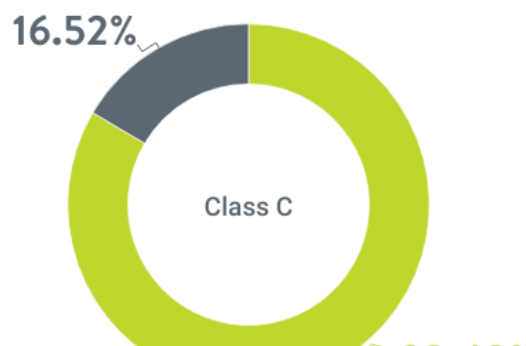
- Occupancy Rate
- Vacancy Rate



- Occupancy Rate
- Vacancy Rate



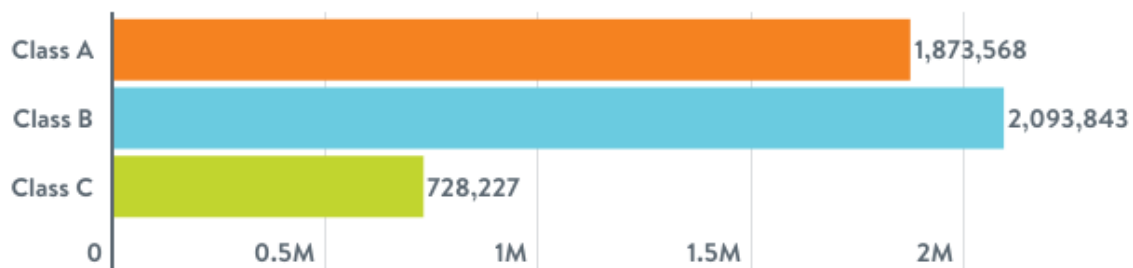
- Occupancy Rate
- Vacancy Rate



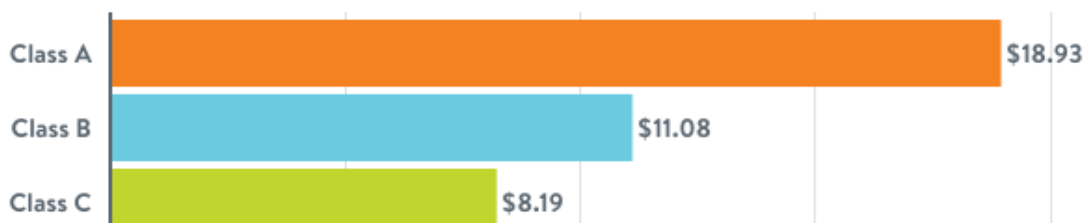
Made with infogram

# DOWNTOWN WICHITA

Total Square Feet<sup>7</sup>



Average Price Per Square Foot<sup>7</sup>



Made with 

# DOWNTOWN WICHITA

## Central Business District Office Space <sup>7</sup> Over the past five years (2017-2020)

### Class A

	2017	2018	2019	2020	2021
Total Square Feet	1,703,476	1,676,035	1,883,133	2,016,469	1,873,568
Average Price Per SF	\$16.36	\$17.08	\$16.71	\$18.44	\$18.93
Occupancy Rate	87.4%	85.23%	89.36%	87.56%	86%

### Class B

	2017	2018	2019	2020	2021
Total Square Feet	1,697,034	1,621,813	1,566,062	1,983,723	2,093,843
Average Price Per SF	\$9.69	\$12.05	\$10.61	\$12.24	\$11.08
Occupancy Rate	79.42%	85.62%	86.4%	83.89%	83.73%

### Class C

	2017	2018	2019	2020	2021
Total Square Feet	560,351	660,549	658,858	823,921	728,227
Average Price Per SF	\$7.15	\$6.81	\$7.50	\$9.35	\$8.10

Made with 

[View Data Sources](#)

If you are viewing the printed report and would like to view the data sources visit [downtownwichita.org/toolkit](https://downtownwichita.org/toolkit).



# DOWNTOWN WICHITA



Questions or inquiries?

**Contact Jeff Fluhr, President**

Downtown Wichita | 316.264.6005

email: [jeff@downtownwichita.org](mailto:jeff@downtownwichita.org)

[View bio >](#)

Discover your future office

