

Douglas Avenue – TOD Study – Keypad Polling Results – Meeting 1

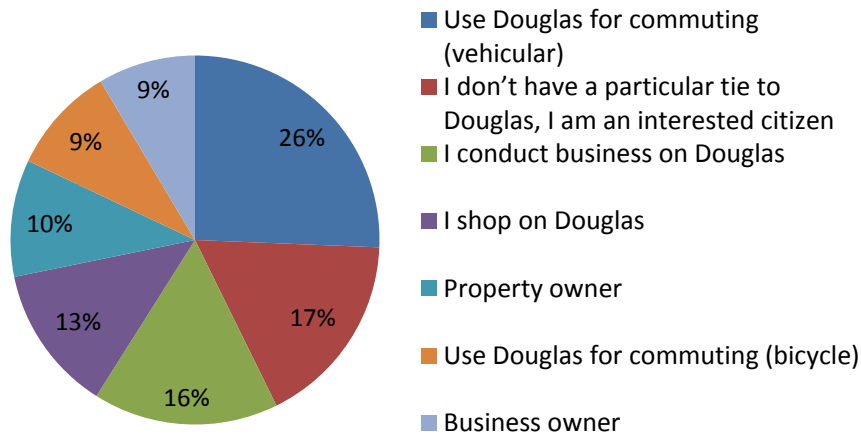
Transit Oriented Development and Streetscape Plan

Keypad Polling: 70 Respondents
Online Survey: 255 Respondents

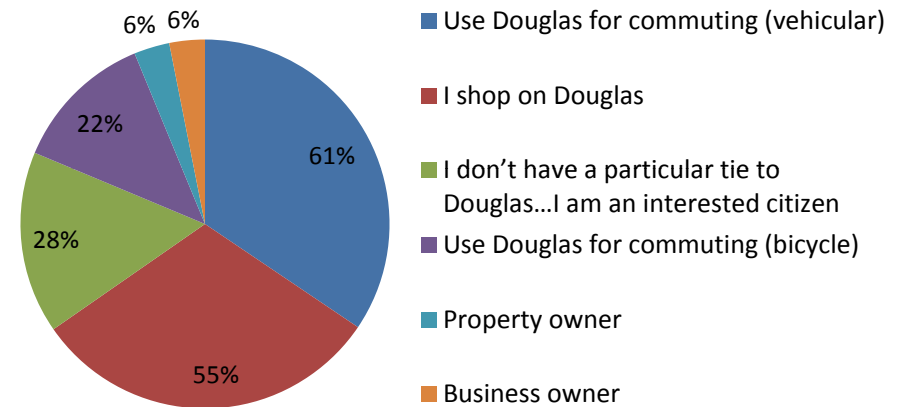


My tie to Douglas Avenue is the following: (Choose all that apply)

Key Pad Polling



Online Survey

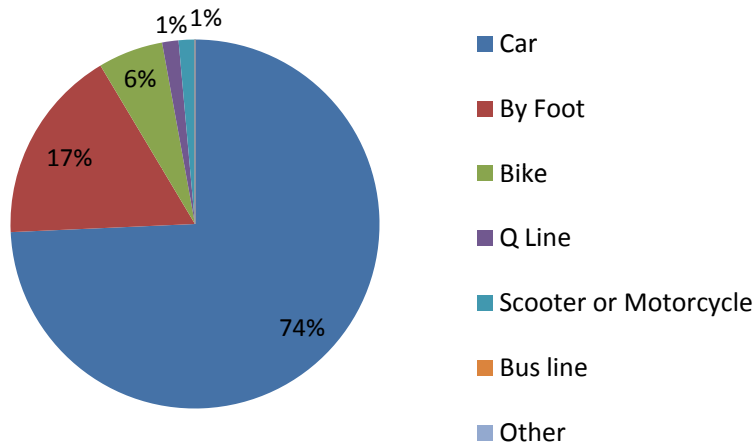


	Response Count	Percent
Use Douglas for commuting (vehicular)	30	26%
I don't have a particular tie to Douglas, I am an interested citizen	20	17%
I conduct business on Douglas	19	16%
I shop on Douglas	15	13%
Property owner	12	10%
Use Douglas for commuting (bicycle)	11	9%
Business owner	10	9%
Totals	117	100%

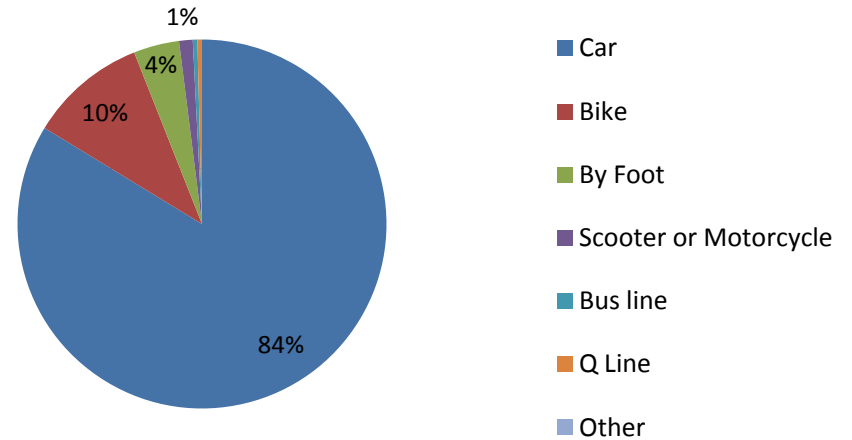
	Response Count	Percent
Use Douglas for commuting (vehicular)	155	61%
I shop on Douglas	139	55%
I don't have a particular tie to Douglas...I am an interested citizen	72	28%
Use Douglas for commuting (bicycle)	56	22%
Property owner	14	6%
Business owner	14	6%
Total	255	

My primary mode of travel along the Douglas corridor is: (Choose one)

Key Pad Polling



Online Survey

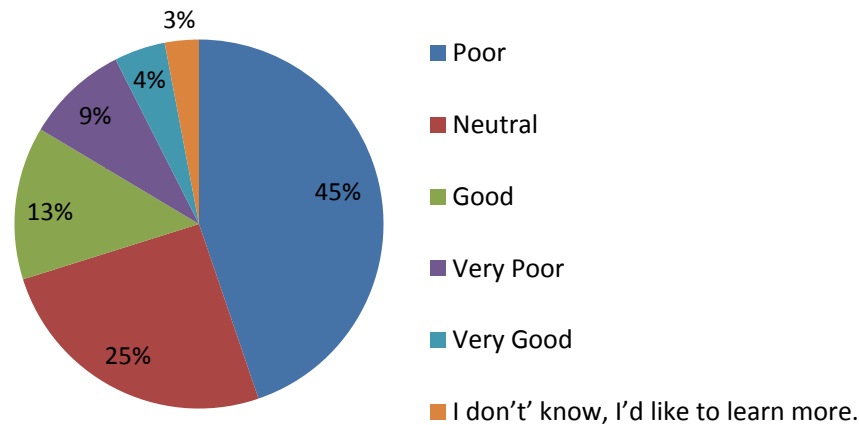


	Response Count	Percent
Car	52	74%
By Foot	12	17%
Bike	4	6%
Q Line	1	1%
Scooter or Motorcycle	1	1%
Bus line	0	0%
Other	0	0%
Totals	70	100%

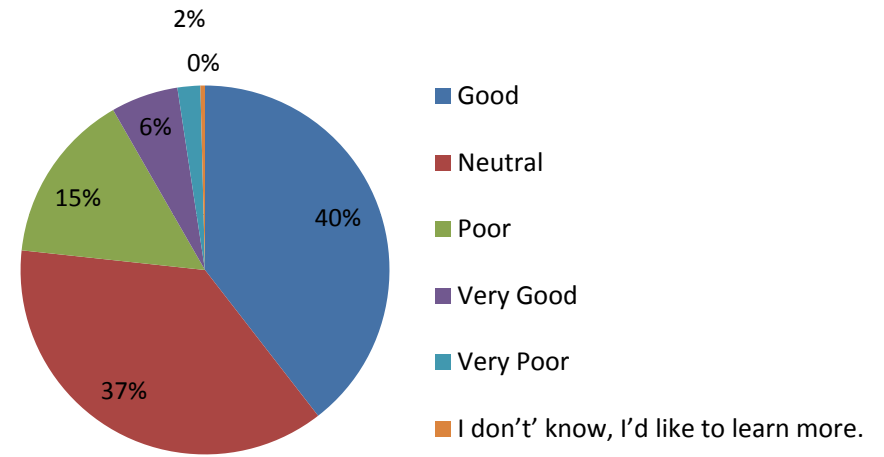
	Response Count	Percent
Car	212	84%
Bike	26	10%
By Foot	10	4%
Scooter or Motorcycle	3	1%
Bus line	1	0%
Q Line	1	0%
Other	0	0%
Total	253	

How would you rate the appearance of Douglas today? (Choose one)

Key Pad Polling



Online Survey

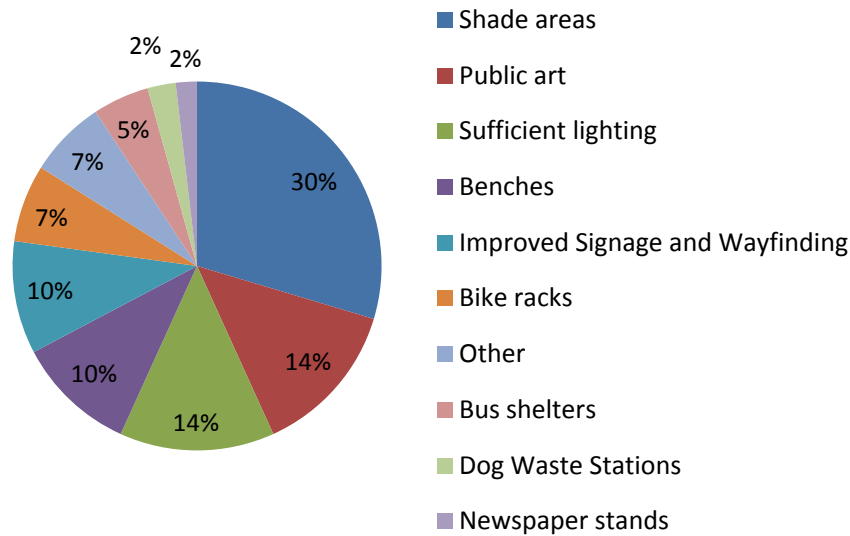


	Response Count	Percent
Poor	30	45%
Neutral	17	25%
Good	9	13%
Very Poor	6	9%
Very Good	3	4%
I don't know, I'd like to learn more.	2	3%
Totals	67	100%

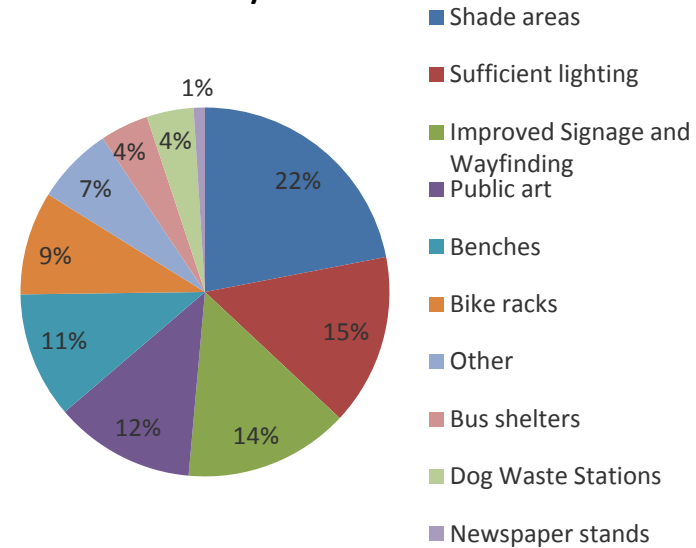
	Response Count	Percent
Very Poor	5	2%
Poor	38	15%
Neutral	94	37%
Good	100	40%
Very Good	15	6%
I don't know, I'd like to learn more.	1	0%
Total		253

What is missing from the current design of Douglas? (Choose your top three)

Key Pad Polling



Online Survey

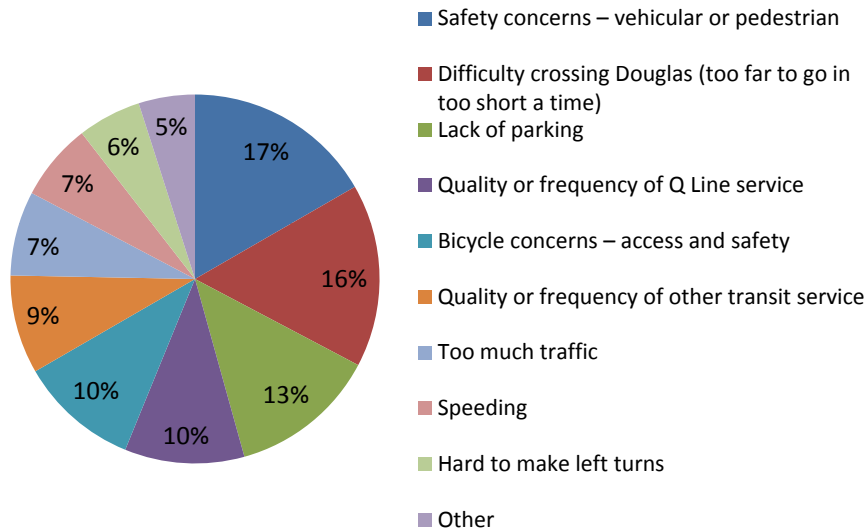


	Response Count	Percent
Shade areas	48	30%
Public art	22	14%
Sufficient lighting	22	14%
Benches	17	10%
Improved Signage and Wayfinding	16	10%
Bike racks	11	7%
Other	11	7%
Bus shelters	8	5%
Dog Waste Stations	4	2%
Newspaper stands	3	2%
Totals	162	100%

	Response Count	Percent
Shade areas	155	22%
Sufficient lighting	106	15%
Improved Signage and Wayfinding	102	14%
Public art	87	12%
Benches	78	11%
Bike racks	64	9%
Other	48	7%
Bus shelters	30	4%
Dog Waste Stations	29	4%
Newspaper stands	7	1%
Total	246	

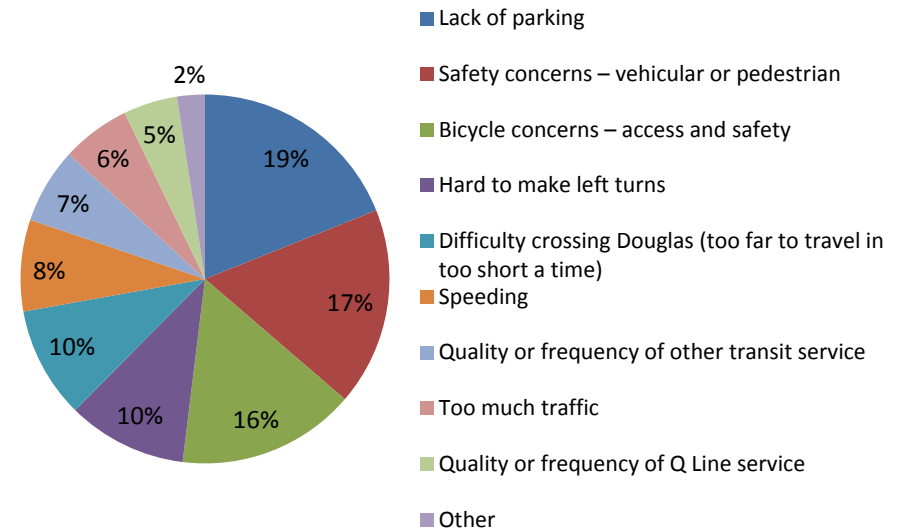
Which transportation issues concern you most along Douglas Avenue? (Choose your top three)

Key Pad Polling



	Response Count	Percent
Safety concerns – vehicular or pedestrian	27	17%
Difficulty crossing Douglas (too far to go in too short a time)	26	16%
Lack of parking	21	13%
Quality or frequency of Q Line service	17	10%
Bicycle concerns – access and safety	17	10%
Quality or frequency of other transit service	14	9%
Too much traffic	12	7%
Speeding	11	7%
Hard to make left turns	9	6%
Other	8	5%
Totals	162	100%

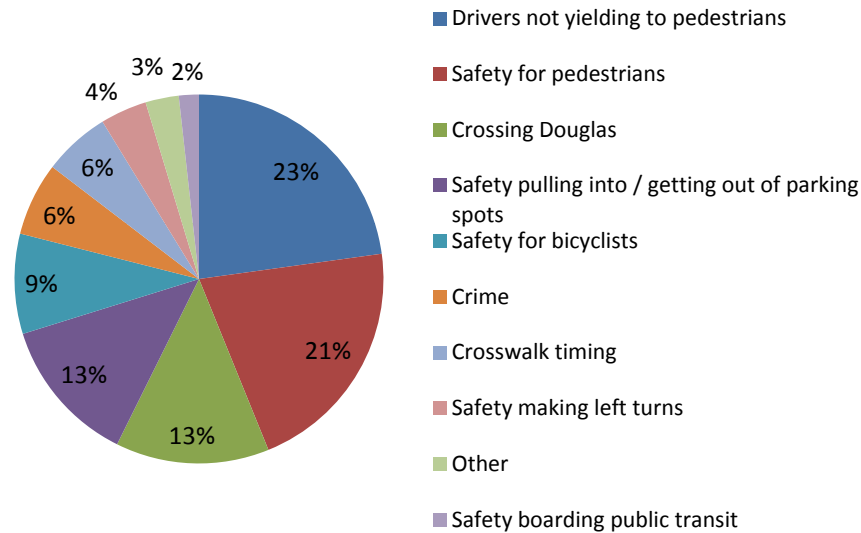
Online Survey



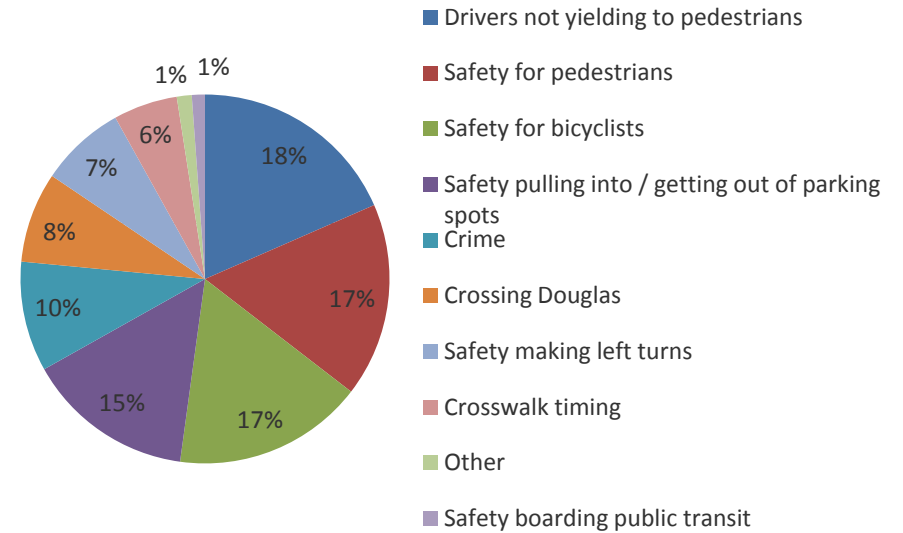
	Response Count	Percent
Lack of parking	132	19%
Safety concerns – vehicular or pedestrian	121	17%
Bicycle concerns – access and safety	109	16%
Hard to make left turns	73	10%
Difficulty crossing Douglas (too far to travel in too short a time)	68	10%
Speeding	56	8%
Quality or frequency of other transit service	46	7%
Too much traffic	42	6%
Quality or frequency of Q Line service	33	5%
Other	17	2%
Total	248	100%

Which safety issues concern you most along Douglas? (Choose your top three)

Key Pad Polling



Online Survey

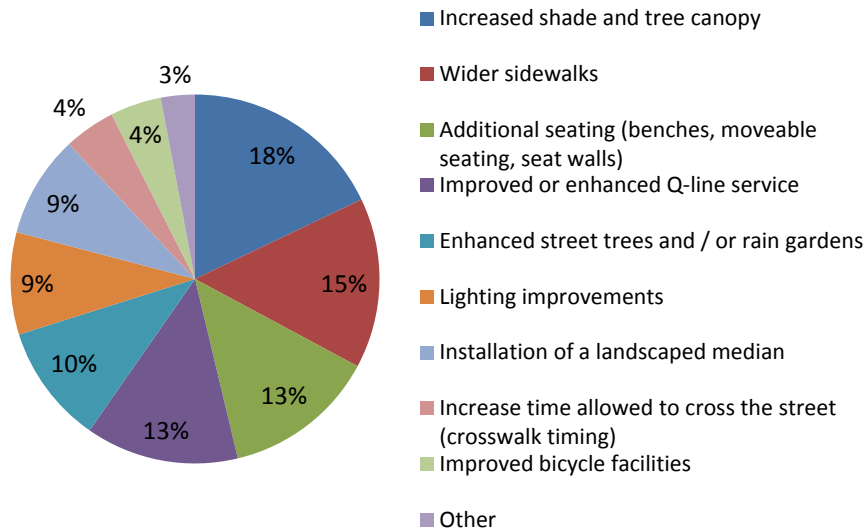


	Response Count	Percent
Drivers not yielding to pedestrians	39	23%
Safety for pedestrians	36	21%
Crossing Douglas	23	13%
Safety pulling into / getting out of parking spots	22	13%
Safety for bicyclists	15	9%
Crime	11	6%
Crosswalk timing	10	6%
Safety making left turns	7	4%
Other	5	3%
Safety boarding public transit	3	2%
Totals	171	100%

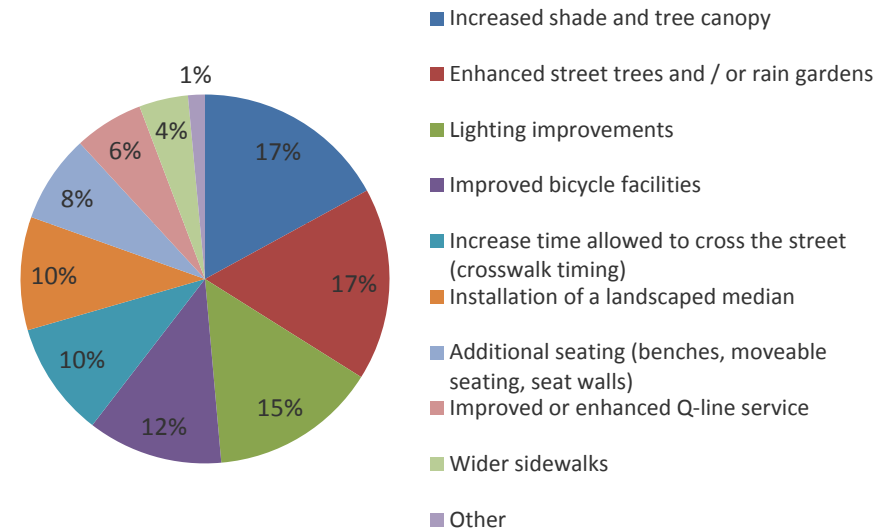
	Response Count	Percent
Drivers not yielding to pedestrians	128	18%
Safety for bicyclists	116	17%
Crosswalk timing	39	6%
Crossing Douglas	55	8%
Safety pulling into / getting out of parking spots	102	15%
Safety making left turns	52	7%
Safety boarding public transit	8	1%
Safety for pedestrians	118	17%
Crime	67	10%
Other	9	1%
Total	247	

Which streetscape improvements do you think would have the most positive impacts on improving pedestrian safety and comfort along Douglas? (Choose your top three)

Key Pad Polling



Online Survey

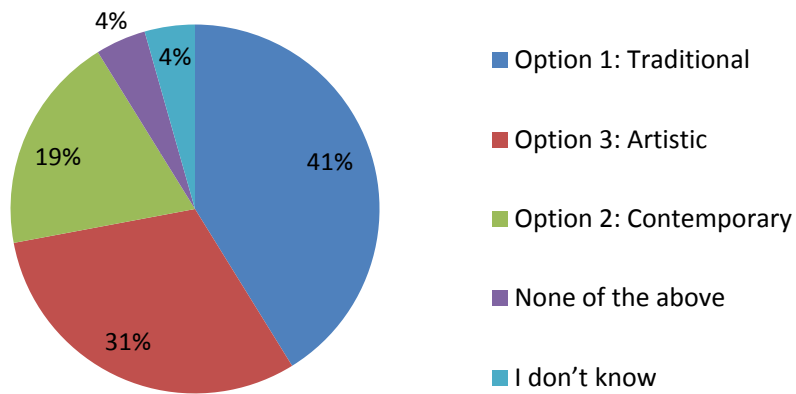


	Response Count	Percent
Increased shade and tree canopy	12	18%
Wider sidewalks	10	15%
Additional seating (benches, moveable seating, seat walls)	9	13%
Improved or enhanced Q-line service	9	13%
Enhanced street trees and / or rain gardens	7	10%
Lighting improvements	6	9%
Installation of a landscaped median	6	9%
Increase time allowed to cross the street (crosswalk timing)	3	4%
Improved bicycle facilities	3	4%
Other	2	3%
Totals	67	100%

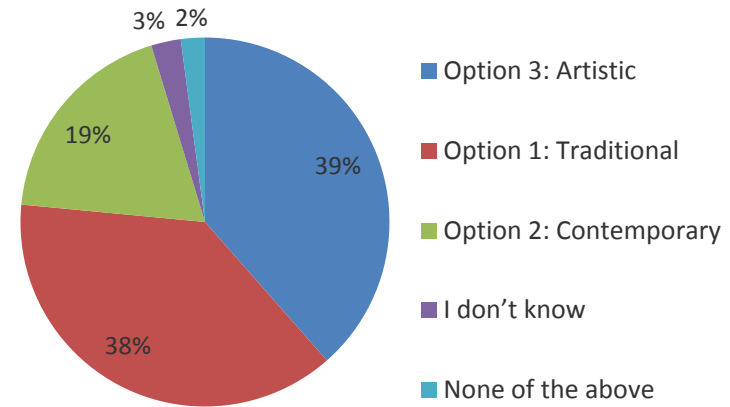
	Response Count	Percent
Increased shade and tree canopy	115	17%
Enhanced street trees and / or rain gardens	114	17%
Lighting improvements	99	15%
Improved bicycle facilities	80	12%
Increase time allowed to cross the street (crosswalk timing)	68	10%
Installation of a landscaped median	67	10%
Additional seating (benches, moveable seating, seat walls)	52	8%
Improved or enhanced Q-line service	41	6%
Wider sidewalks	29	4%
Other	10	1%
Total	233	

Which style of street furniture from the Wichita Downtown Design guidelines do you prefer for Douglas Avenue? (Choose One)

Key Pad Polling



Online Survey

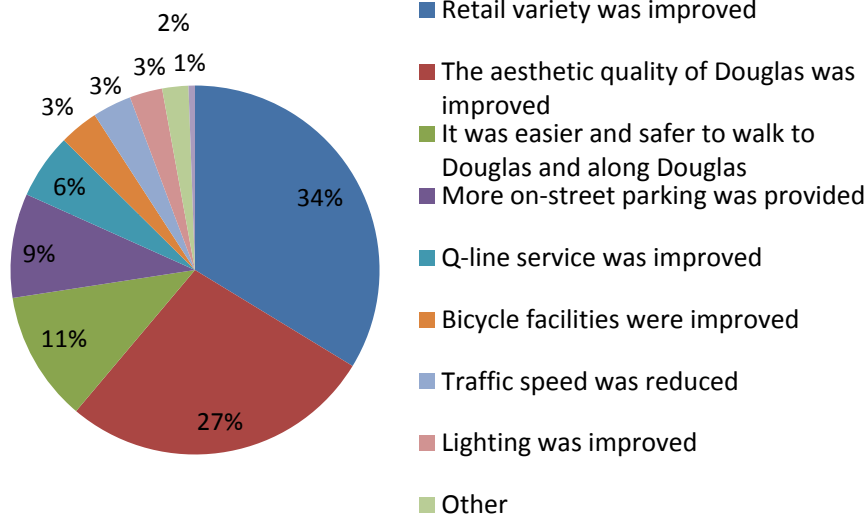


	Response Count	Percent
Option 1: Traditional	28	41%
Option 3: Artistic	21	31%
Option 2: Contemporary	13	19%
None of the above	3	4%
I don't know	3	4%
Totals	68	100%

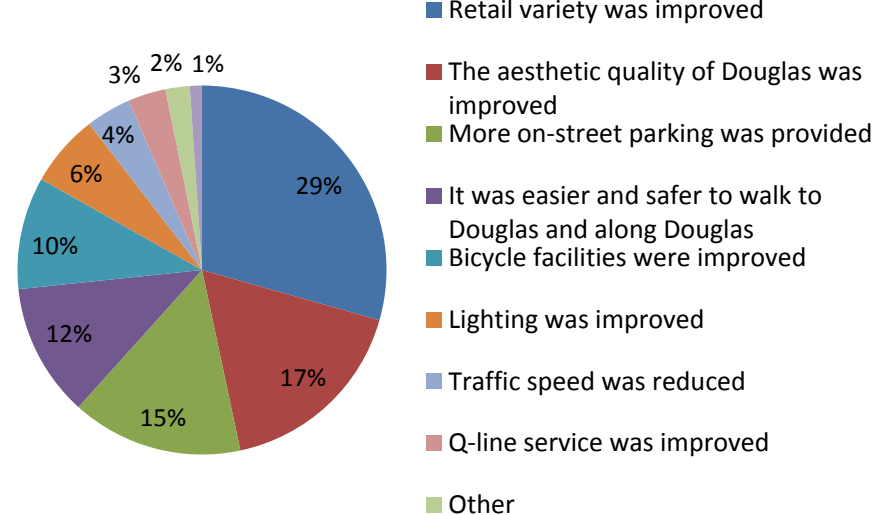
	Response Count	Percent
Option 3: Artistic	90	39%
Option 1: Traditional	89	38%
Option 2: Contemporary	44	19%
I don't know	6	3%
None of the above	5	2%
Total	234	

I would shop or conduct business on Douglas more often if: (Choose your top three)

Key Pad Polling



Online Survey

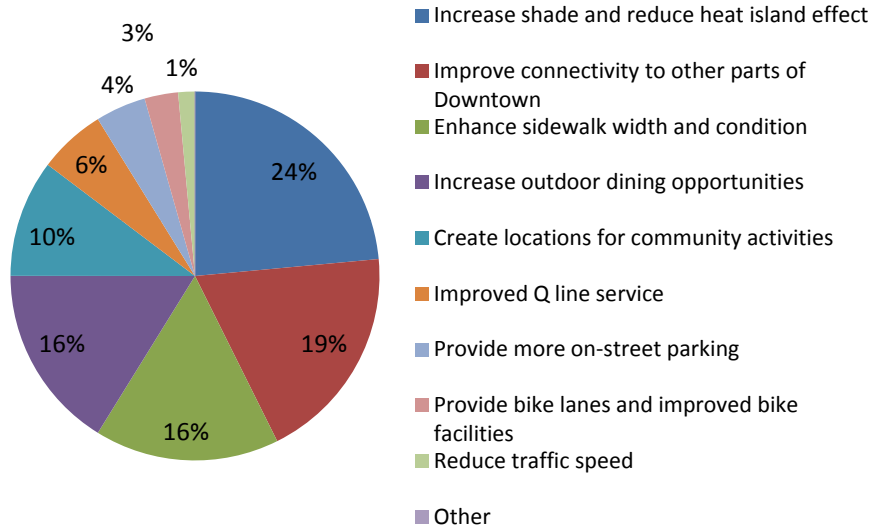


	Response Count	Percent
Retail variety was improved	59	34%
The aesthetic quality of Douglas was improved	48	27%
It was easier and safer to walk to Douglas and along Douglas	20	11%
More on-street parking was provided	16	9%
Q-line service was improved	10	6%
Bicycle facilities were improved	6	3%
Traffic speed was reduced	6	3%
Lighting was improved	5	3%
Other	4	2%
Noise was reduced	1	1%
Totals	175	100%

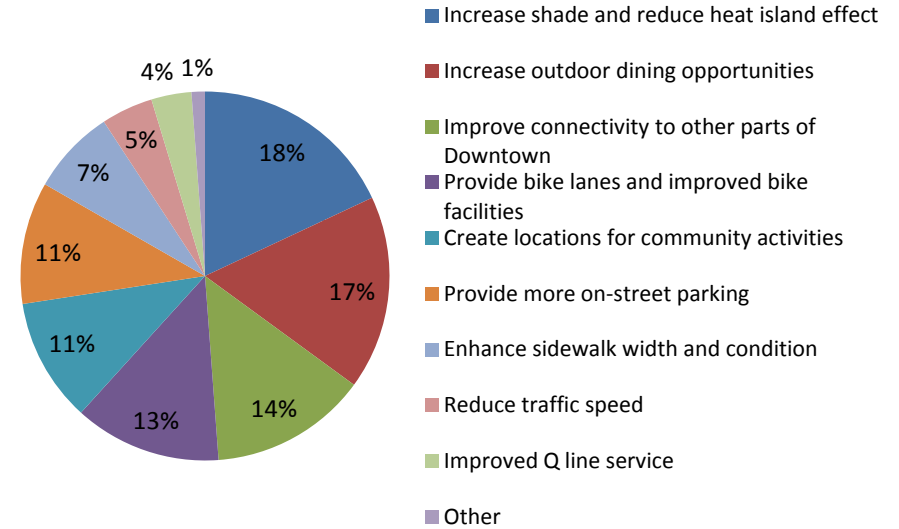
	Response Count	Percent
Retail variety was improved	194	29%
The aesthetic quality of Douglas was improved	114	17%
More on-street parking was provided	99	15%
It was easier and safer to walk to Douglas and along Douglas	77	12%
Bicycle facilities were improved	65	10%
Lighting was improved	42	6%
Traffic speed was reduced	26	4%
Q-line service was improved	22	3%
Other	14	2%
Noise was reduced	7	1%
Total	229	

Which of the following community considerations is most important to the design of Douglas Avenue? (Choose your top three)

Key Pad Polling



Online Survey

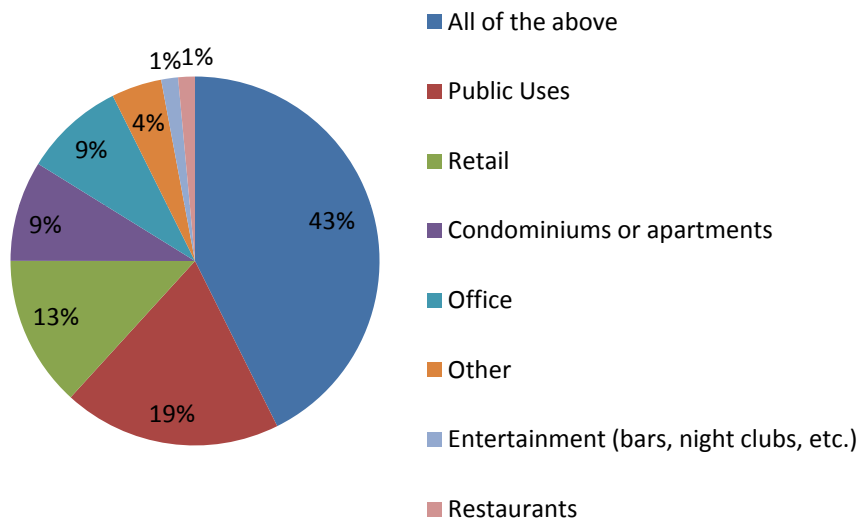


	Response Count	Percent
Increase shade and reduce heat island effect	16	24%
Improve connectivity to other parts of Downtown	13	19%
Enhance sidewalk width and condition	11	16%
Increase outdoor dining opportunities	11	16%
Create locations for community activities	7	10%
Improved Q line service	4	6%
Provide more on-street parking	3	4%
Provide bike lanes and improved bike facilities	2	3%
Reduce traffic speed	1	1%
Other	0	0%
Totals	68	100%

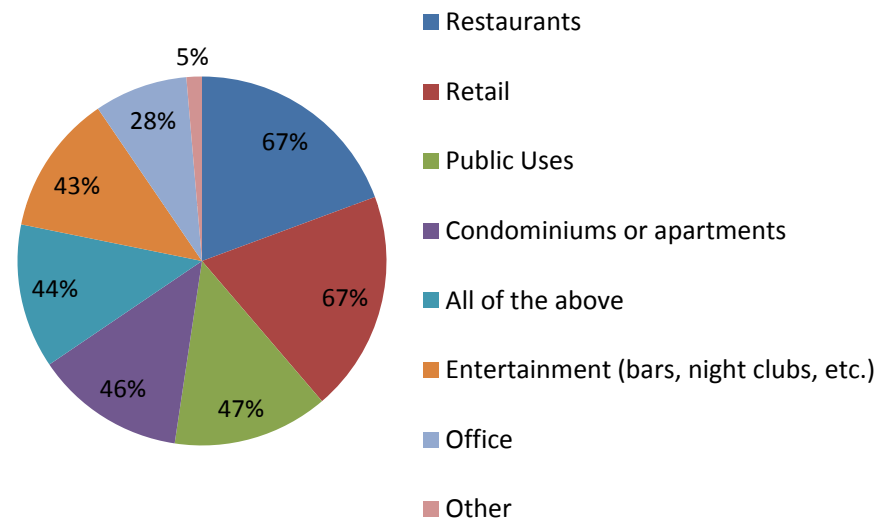
	Response Count	Percent
Increase shade and reduce heat island effect	123	18%
Increase outdoor dining opportunities	116	17%
Improve connectivity to other parts of Downtown	94	14%
Provide bike lanes and improved bike facilities	88	13%
Create locations for community activities	74	11%
Provide more on-street parking	73	11%
Enhance sidewalk width and condition	51	7%
Reduce traffic speed	31	5%
Improved Q line service	24	4%
Other	8	1%
Total	233	

I would be in favor of the following types of land use along Douglas: (Check all that apply)

Key Pad Polling



Online Survey

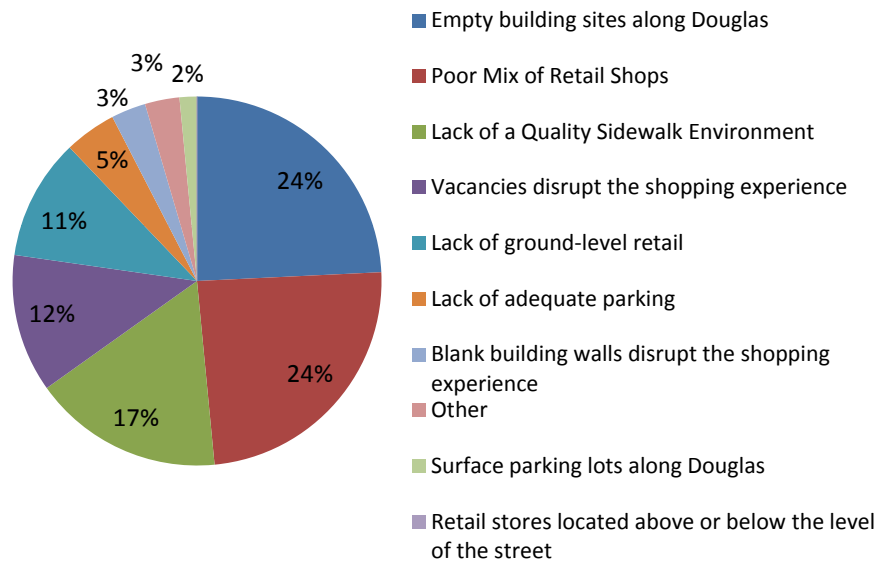


	Response Count	Percent
All of the above	29	43%
Public Uses	13	19%
Retail	9	13%
Condominiums or apartments	6	9%
Office	6	9%
Other	3	4%
Entertainment (bars, night clubs, etc.)	1	1%
Restaurants	1	1%
Totals	68	100%

	Response Count	Response Percent
Restaurants	156	67%
Retail	156	67%
Public Uses	110	47%
Condominiums or apartments	106	46%
All of the above	102	44%
Entertainment (bars, night clubs, etc.)	99	43%
Office	66	28%
Other	11	5%
Total		233

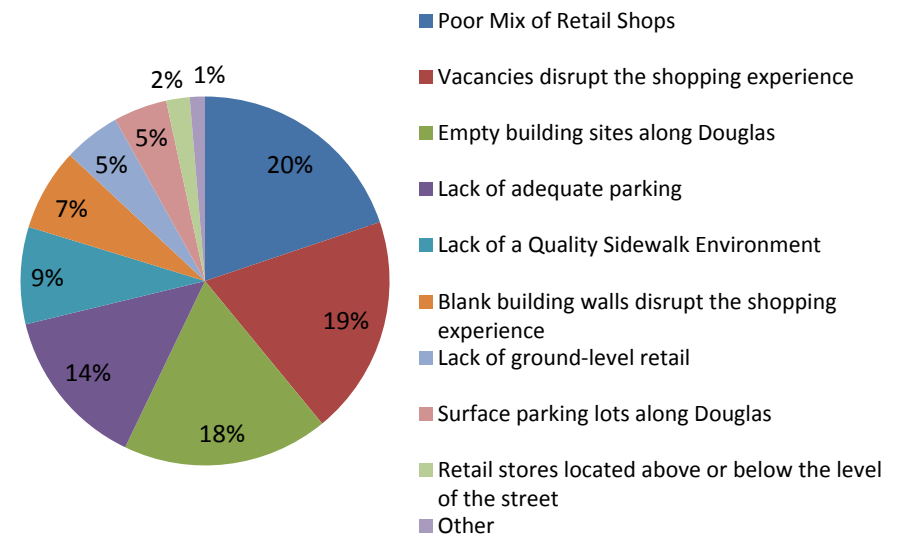
What are the greatest constraints to a healthy retail experience on Douglas Avenue? (Choose top three)

Key Pad Polling



	Response Count	Percent
Empty building sites along Douglas	16	24%
Poor Mix of Retail Shops	16	24%
Lack of a Quality Sidewalk Environment	11	17%
Vacancies disrupt the shopping experience	8	12%
Lack of ground-level retail	7	11%
Lack of adequate parking	3	5%
Blank building walls disrupt the shopping experience	2	3%
Other	2	3%
Surface parking lots along Douglas	1	2%
Retail stores located above or below the level of the street	0	0%
Totals	66	100%

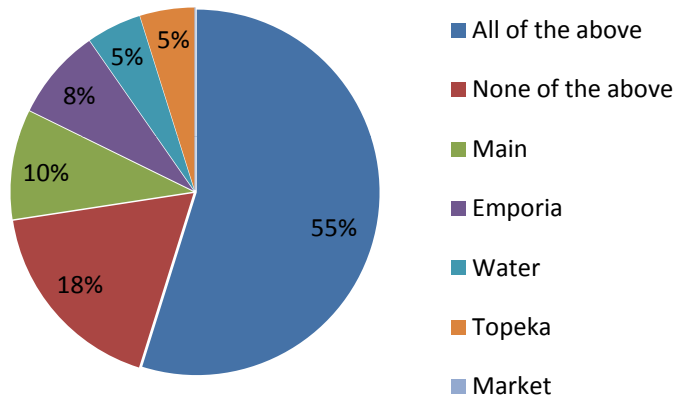
Online Survey



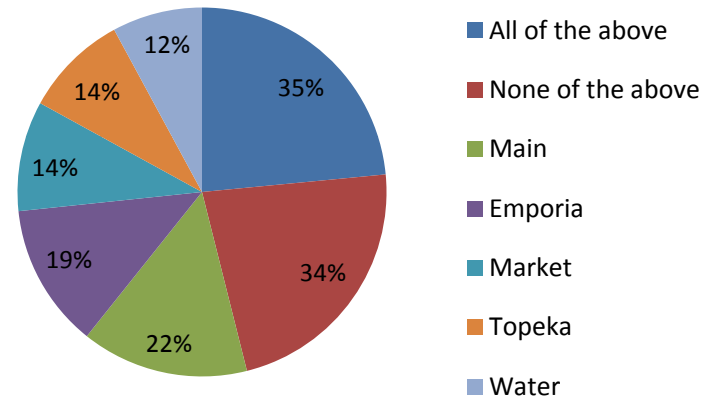
	Response Count	Percent
Poor Mix of Retail Shops	135	20%
Vacancies disrupt the shopping experience	131	19%
Empty building sites along Douglas	123	18%
Lack of adequate parking	96	14%
Lack of a Quality Sidewalk Environment	58	9%
Blank building walls disrupt the shopping experience	49	7%
Lack of ground-level retail	34	5%
Surface parking lots along Douglas	32	5%
Retail stores located above or below the level of the street	14	2%
Other	9	1%
Total	232	

I would be in favor of converting the following cross streets to Douglas from one-ways to two-ways: (Choose all that apply)

Key Pad Polling



Online Survey

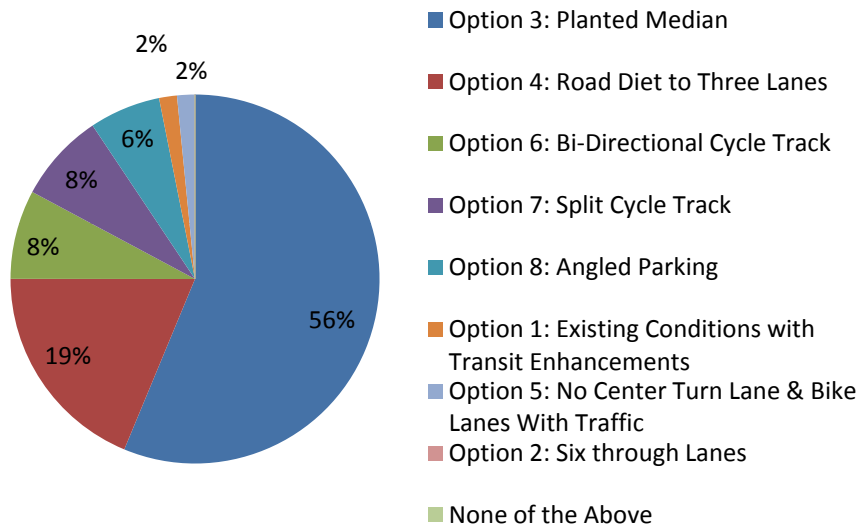


	Response Count	Percent
All of the above	34	55%
None of the above	11	18%
Main	6	10%
Emporia	5	8%
Water	3	5%
Topeka	3	5%
Market	0	0%
Totals	62	100%

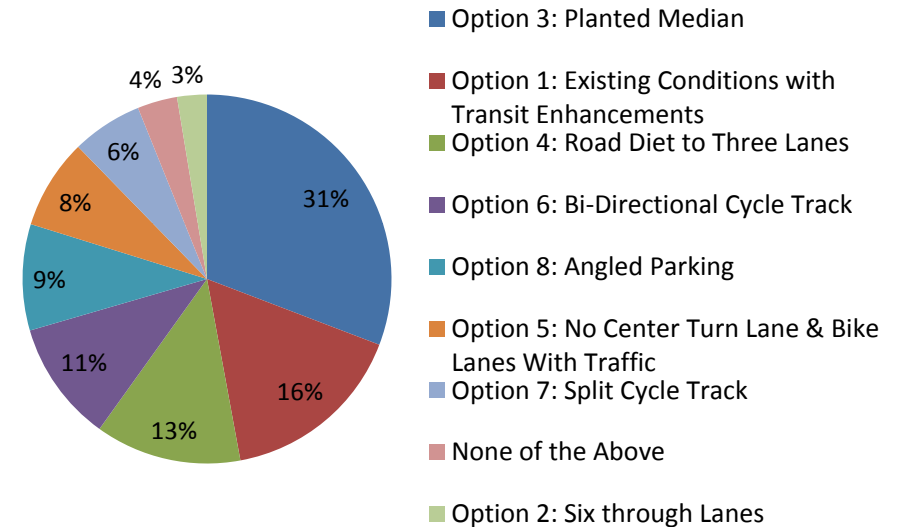
	Response Count	Percent
All of the above	80	35%
None of the above	77	34%
Main	50	22%
Emporia	43	19%
Market	33	14%
Topeka	31	14%
Water	27	12%
Total	230	

I am in favor of the following street section option along Douglas: (Choose one)

Key Pad Polling



Online Survey

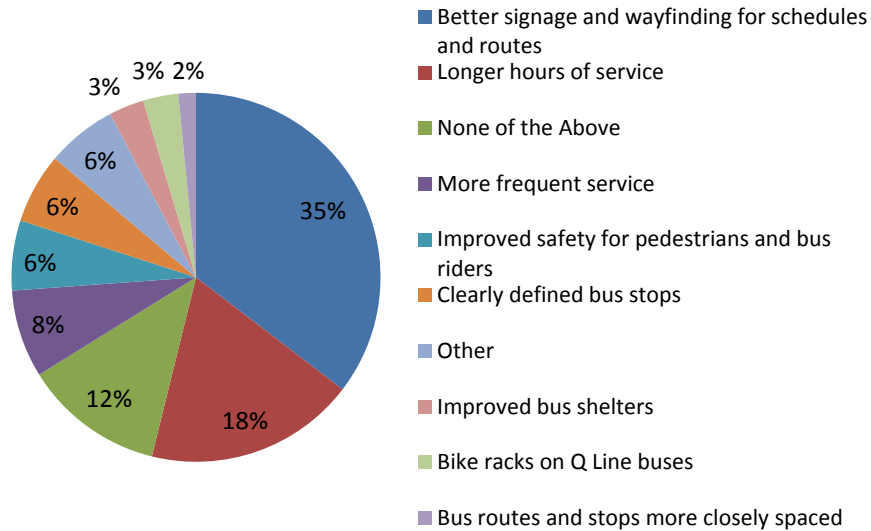


	Response Count	Percent
Option 3: Planted Median	36	56%
Option 4: Road Diet to Three Lanes	12	19%
Option 6: Bi-Directional Cycle Track	5	8%
Option 7: Split Cycle Track	5	8%
Option 8: Angled Parking	4	6%
Option 1: Existing Conditions with Transit Enhancements	1	2%
Option 5: No Center Turn Lane & Bike Lanes With Traffic	1	2%
Option 2: Six through Lanes	0	0%
None of the Above	0	0%
Totals	64	100%

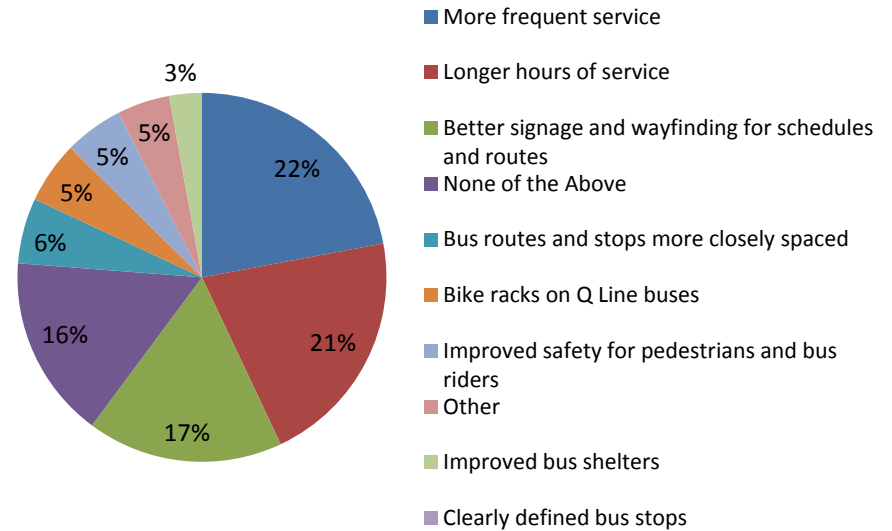
	Response Count	Percent
Option 3: Planted Median	70	31%
Option 1: Existing Conditions with Transit Enhancements	37	16%
Option 4: Road Diet to Three Lanes	29	13%
Option 6: Bi-Directional Cycle Track	24	11%
Option 8: Angled Parking	21	9%
Option 5: No Center Turn Lane & Bike Lanes With Traffic	18	8%
Option 7: Split Cycle Track	14	6%
None of the Above	8	4%
Option 2: Six through Lanes	6	3%
Total	227	

I would use public transit in the downtown area more frequently if the following were provided : (Choose your top two)

Key Pad Polling



Online Survey

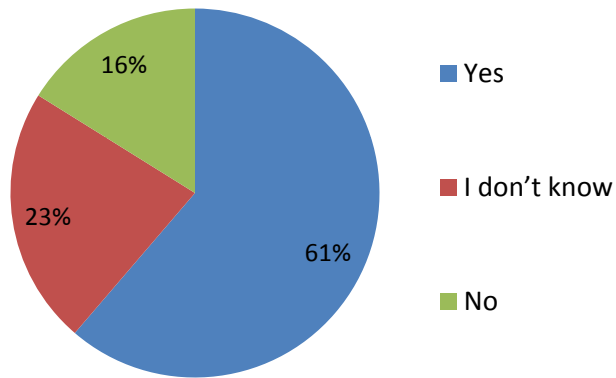


	Response Count	Percent
Better signage and wayfinding for schedules and routes	23	35%
Longer hours of service	12	18%
None of the Above	8	12%
More frequent service	5	8%
Improved safety for pedestrians and bus riders	4	6%
Clearly defined bus stops	4	6%
Other	4	6%
Improved bus shelters	2	3%
Bike racks on Q Line buses	2	3%
Bus routes and stops more closely spaced	1	2%
Totals	65	100%

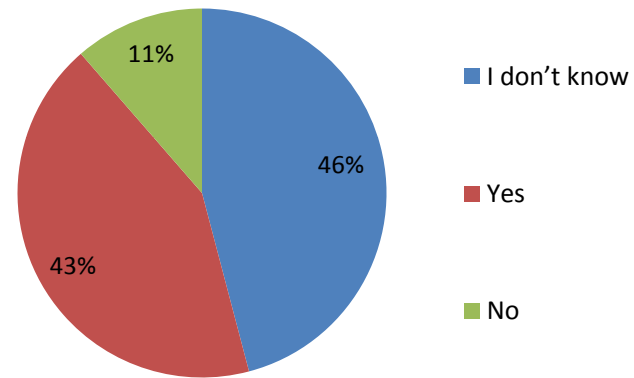
	Response Count	Percent
More frequent service	77	22%
Longer hours of service	73	21%
Better signage and wayfinding for schedules and routes	60	17%
None of the Above	56	16%
Bus routes and stops more closely spaced	20	6%
Bike racks on Q Line buses	19	5%
Improved safety for pedestrians and bus riders	18	5%
Other	16	5%
Improved bus shelters	10	3%
Clearly defined bus stops	10	3%
Total	212	

I would be in favor of aligning the Q route to follow Douglas Avenue more directly: Choose one)

Key Pad Polling



Online Survey

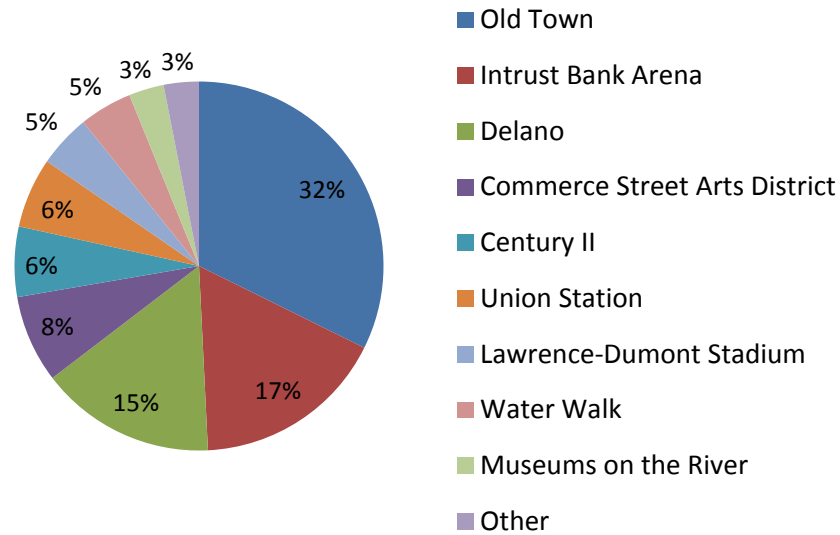


	Response Count	Percent
Yes	38	61%
I don't know	14	23%
No	10	16%
Totals	62	100%

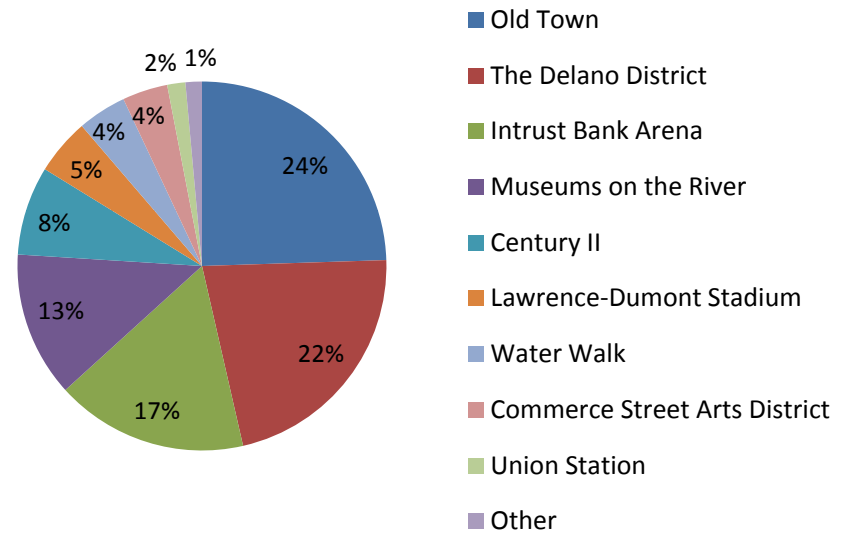
	Response Count	Response Percent
Yes	94	43%
No	25	11%
I don't know	101	46%
Total	220	

I believe the Q line must directly access the following destinations: (Choose your top three)

Key Pad Polling



Online Survey

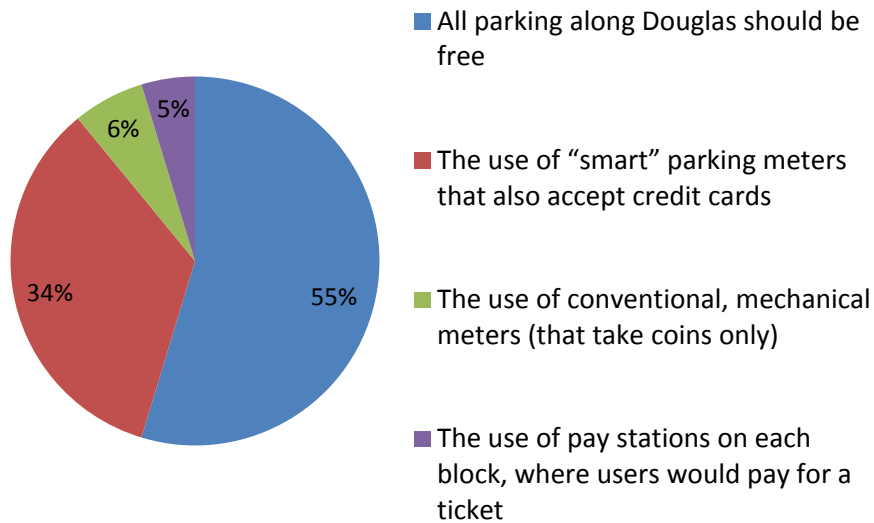


	Response Count	Percent
Old Town	21	32%
Intrust Bank Arena	11	17%
Delano	10	15%
Commerce Street Arts District	5	8%
Century II	4	6%
Union Station	4	6%
Lawrence-Dumont Stadium	3	5%
Water Walk	3	5%
Museums on the River	2	3%
Other	2	3%
Totals	65	100%

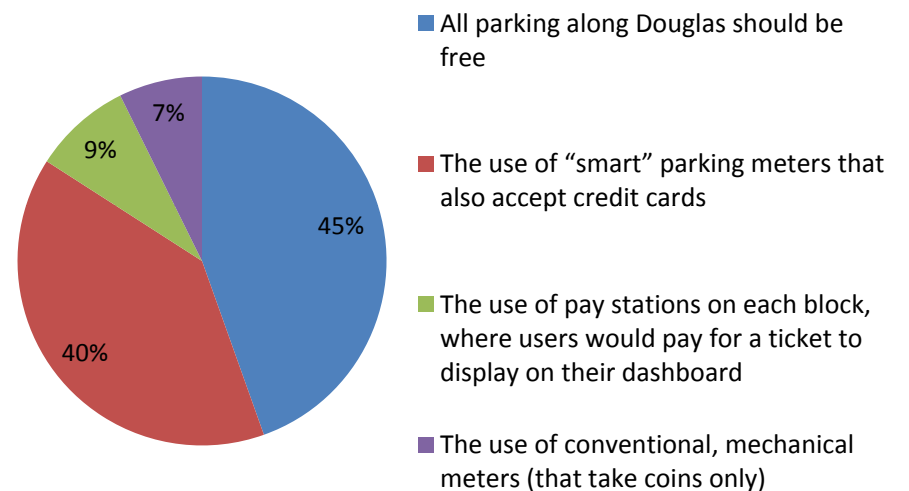
	Response Count	Percent
Old Town	154	24%
The Delano District	138	22%
Intrust Bank Arena	106	17%
Museums on the River	80	13%
Century II	49	8%
Lawrence-Dumont Stadium	31	5%
Water Walk	27	4%
Commerce Street Arts District	25	4%
Union Station	10	2%
Other	9	1%
Total	212	

I would prefer the following strategy in providing on-street parking along Douglas: (Choose one)

Key Pad Polling



Online Survey

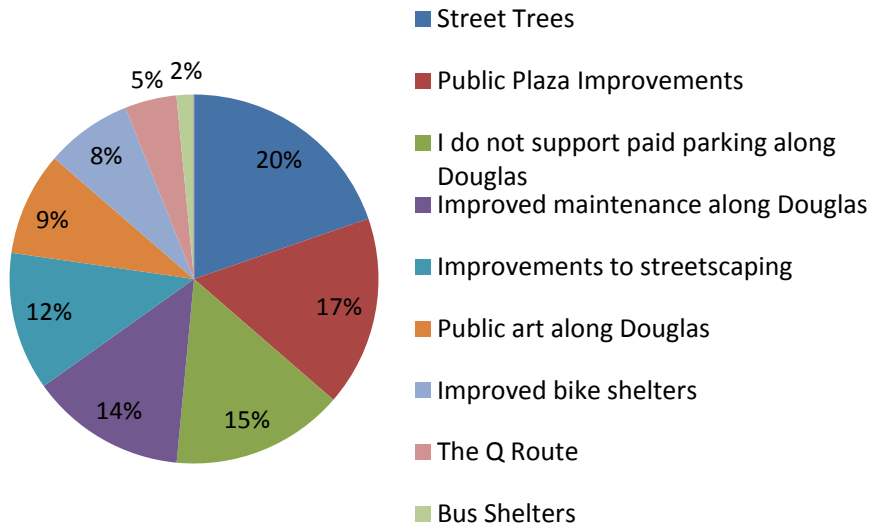


	Response Count	Percent
All parking along Douglas should be free	35	55%
The use of "smart" parking meters that also accept credit cards	22	34%
The use of conventional, mechanical meters (that take coins only)	4	6%
The use of pay stations on each block, where users would pay for a ticket	3	5%
Totals	64	100%

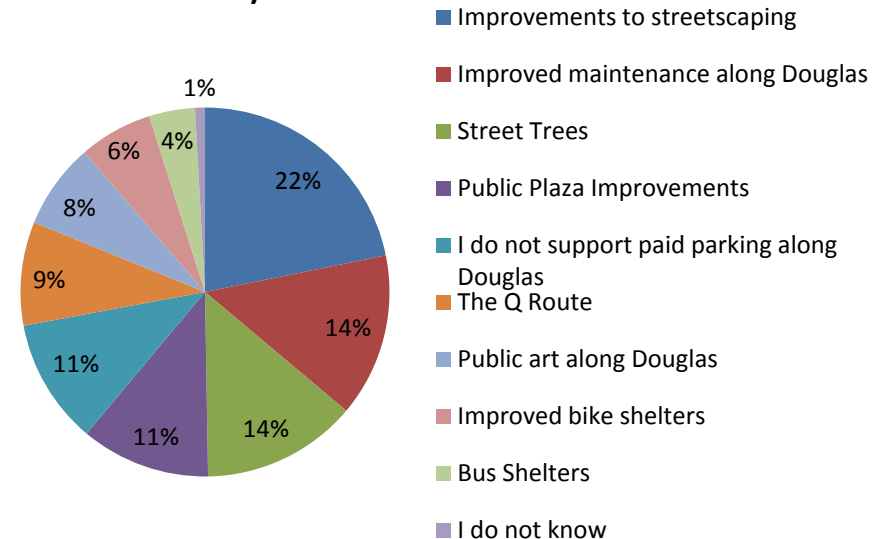
	Response Count	Percent
All parking along Douglas should be free	98	45%
The use of "smart" parking meters that also accept credit cards	87	40%
The use of pay stations on each block, where users would pay for a ticket that they would display on their front dashboard	19	9%
The use of conventional, mechanical meters (that take coins only)	16	7%
Total		220

Would you support using the additional revenue from paid parking along Douglas to fund: (Choose top three)

Key Pad Polling



Online Survey

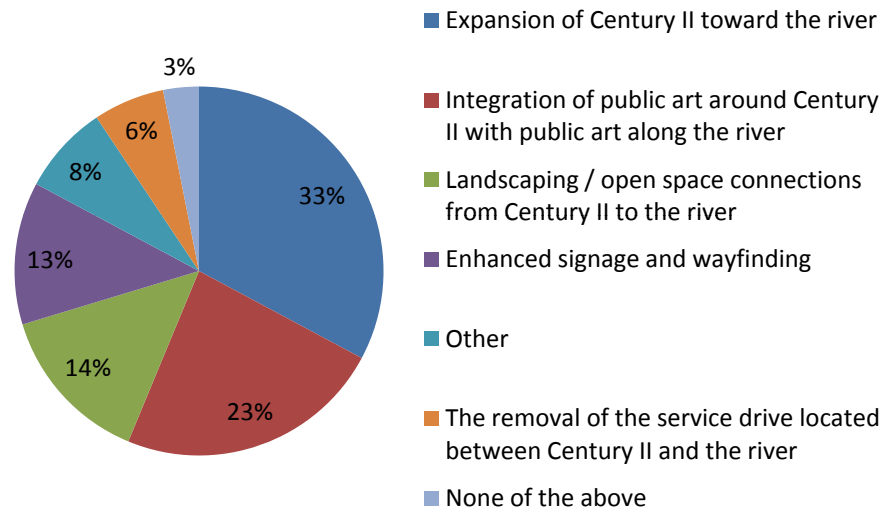


	Response Count	Percent
Street Trees	13	20%
Public Plaza Improvements	11	17%
I do not support paid parking along Douglas	10	15%
Improved maintenance along Douglas	9	14%
Improvements to streetscaping	8	12%
Public art along Douglas	6	9%
Improved bike shelters	5	8%
The Q Route	3	5%
Bus Shelters	1	2%
I do not know	0	0%
Totals	66	100%

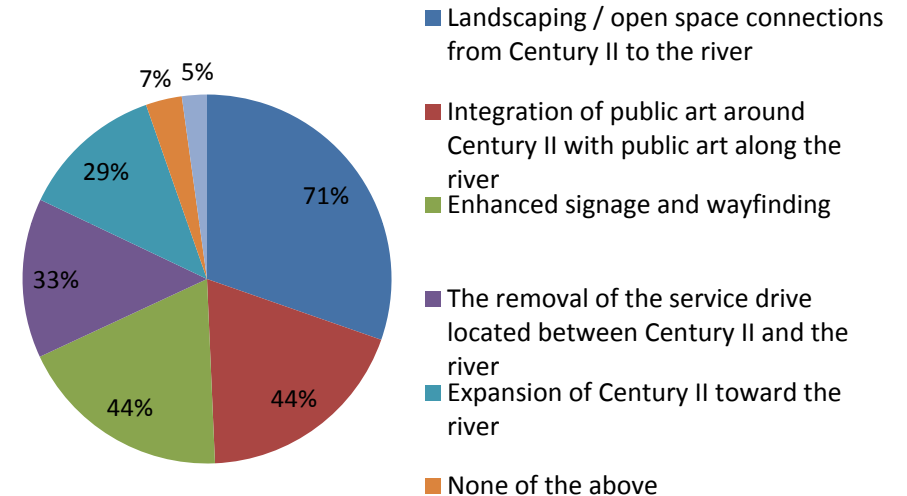
	Response Count	Percent
Improvements to streetscaping	125	22%
Improved maintenance along Douglas	82	14%
Street Trees	78	14%
Public Plaza Improvements	65	11%
I do not support paid parking along Douglas	63	11%
The Q Route	52	9%
Public art along Douglas	43	8%
Improved bike shelters	37	6%
Bus Shelters	23	4%
I do not know	5	1%
Total	218	

I would favor the following strategies to better tie Douglas to the Arkansas River: (Choose all that apply)

Key Pad Polling



Online Survey

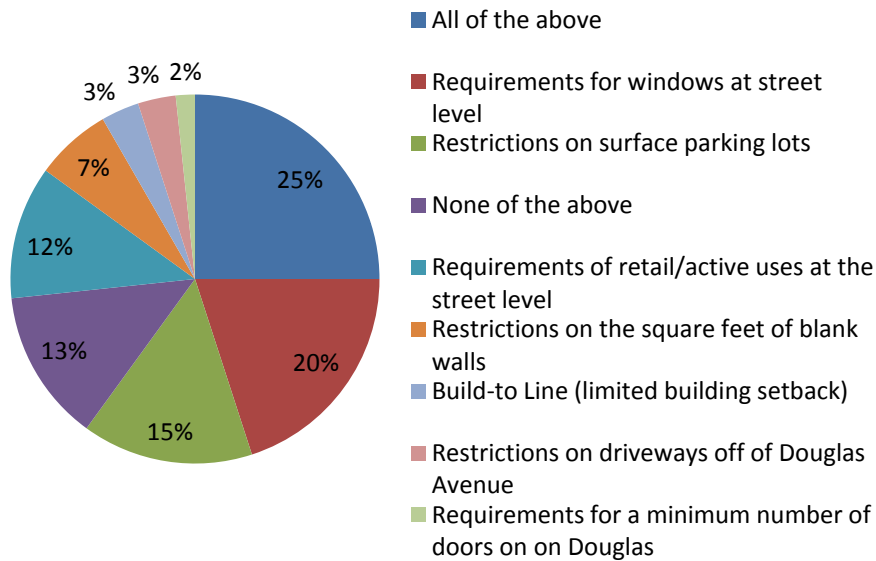


	Response Count	Percent
Expansion of Century II toward the river	21	33%
Integration of public art around Century II with public art along the river	15	23%
Landscaping / open space connections from Century II to the river	9	14%
Enhanced signage and wayfinding	8	13%
Other	5	8%
The removal of the service drive located between Century II and the river	4	6%
None of the above	2	3%
Totals	64	100%

	Response Count	Response Percent
Landscaping / open space connections from Century II to the river	152	71%
Integration of public art around Century II with public art along the river	95	44%
Enhanced signage and wayfinding	94	44%
The removal of the service drive located between Century II and the river	70	33%
Expansion of Century II toward the river	63	29%
None of the above	16	7%
Other	11	5%
Total		215

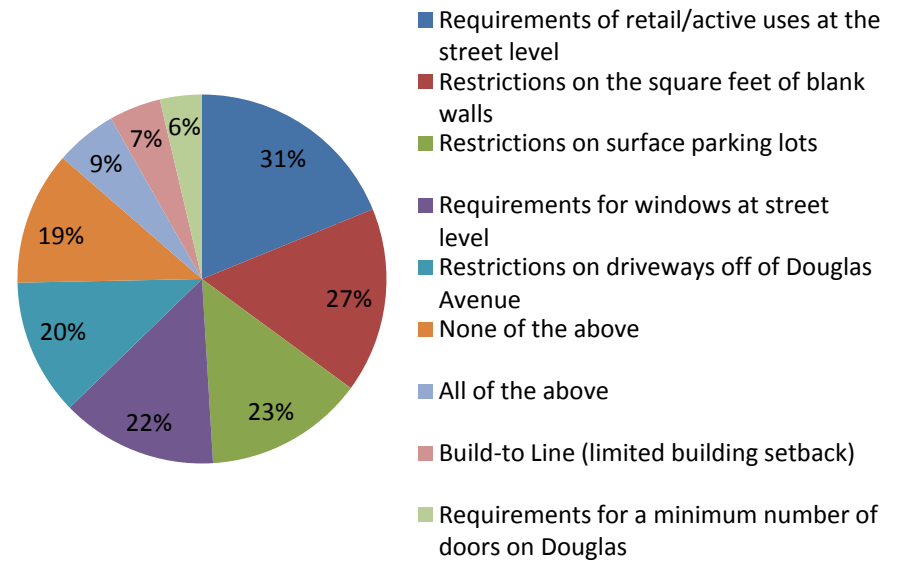
What kind of urban design controls would you be in favor of for Douglas Avenue? (Choose One)

Key Pad Polling



	Response Count	Percent
All of the above	15	25%
Requirements for windows at street level	12	20%
Restrictions on surface parking lots	9	15%
None of the above	8	13%
Requirements of retail/active uses at the street level	7	12%
Restrictions on the square feet of blank walls	4	7%
Build-to Line (limited building setback)	2	3%
Restrictions on driveways off of Douglas Avenue	2	3%
Requirements for a minimum number of doors on on Douglas	1	2%
Totals	60	100%

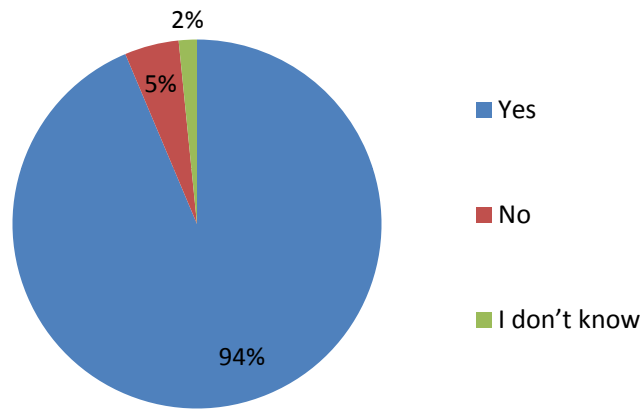
Online Survey



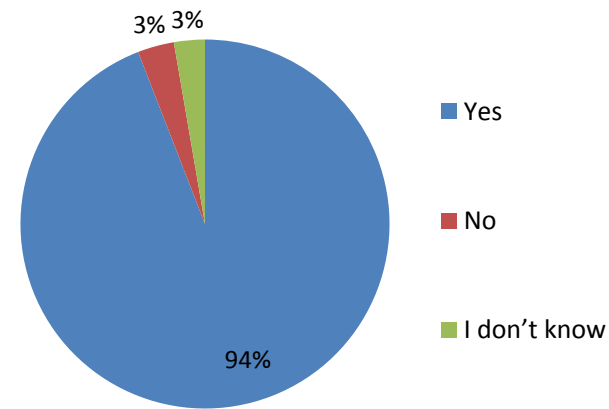
	Response Count	Response Percent
Requirements of retail/active uses at the street level	66	31%
Restrictions on the square feet of blank walls	57	27%
Restrictions on surface parking lots	49	23%
Requirements for windows at street level	48	22%
Restrictions on driveways off of Douglas Avenue	42	20%
None of the above	41	19%
All of the above	19	9%
Build-to Line (limited building setback)	16	7%
Requirements for a minimum number of doors on Douglas	13	6%
Total	215	

I would be in favor of allowing for space for retail kiosks, restaurants, and other retail outlets within the public right of way along Douglas (under lease or license): (Choose One)

Key Pad Polling



Online Survey

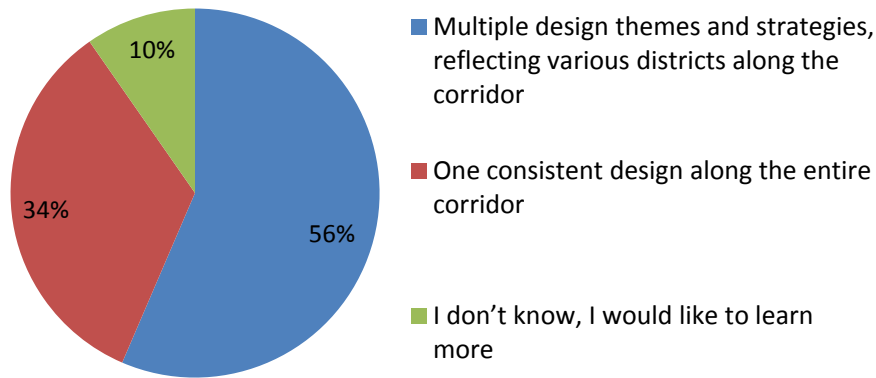


	Response Count	Percent
Yes	59	94%
No	3	5%
I don't know	1	2%
Totals	63	100%

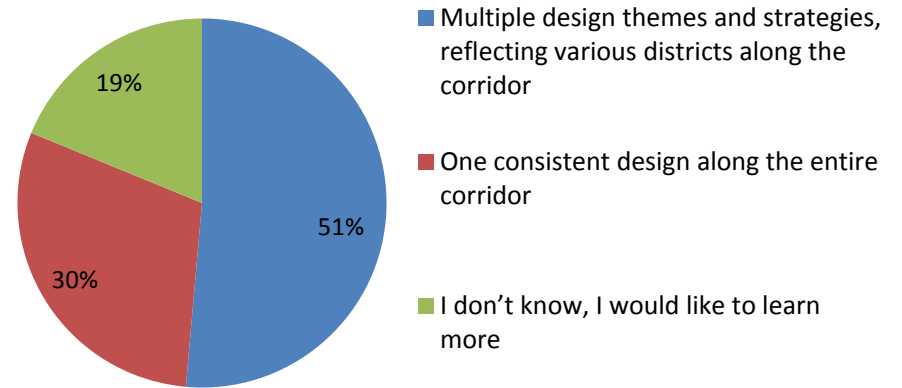
	Response Count	Percent
Yes	208	94%
No	7	3%
I don't know	6	3%

I am in favor of the following for the overall design of Douglas Avenue from McLean to Washington. (Choose One)

Key Pad Polling



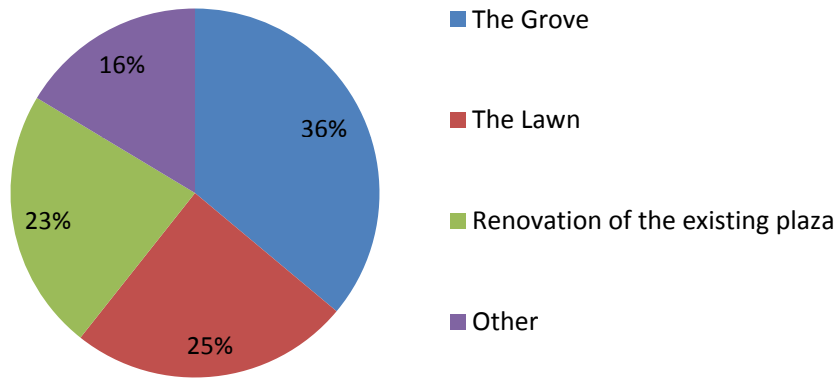
Online Survey



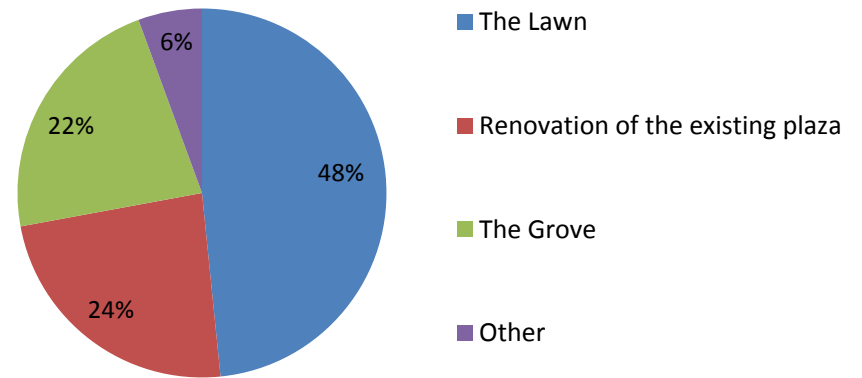
	Response Count	Percent		Response Count	Percent
Multiple design themes and strategies, reflecting various districts along the corridor	35	56%	Multiple design themes and strategies, reflecting various districts along the corridor	112	51.4%
One consistent design along the entire corridor	21	34%	One consistent design along the entire corridor	65	29.8%
I don't know, I would like to learn more	6	10%	I don't know, I would like to learn more	41	18.8%
Totals	62	100%	Total		218

I am in favor of the following general design direction for the Century II Plaza. (Choose One)

Key Pad Polling



Online Survey



	Response Count	Percent
The Grove	22	36%
The Lawn	15	25%
Renovation of the existing plaza	14	23%
Other	10	16%
Totals	61	100%

	Response Count	Percent
The Lawn	104	48%
Renovation of the existing plaza	51	24%
The Grove	48	22%
Other	12	6%
Total	215	